

Product # \_\_\_\_\_ Type \_\_\_\_\_ Date \_\_\_\_\_

Project Name \_\_\_\_\_

Project Location \_\_\_\_\_ Prepared By \_\_\_\_\_

# LED Canopy Light

## Canopy Light Specifications

Designed to replace HID light sources from 250W up to 400 watts. The LED Canopy Light has been engineered to efficiently light any interior/exterior space. High light output using high efficacy LED and high power factor LED drivers.

### Construction

The LED Canopy Light is made out of corrosion resistant low copper die cast aluminum. Fixture has finned cooling design for optimal LED performance and long life.

### Optics/Lens

IP65 sealed light modules which are field replaceable provide uniform illumination. Available in wide 100 degree beam angle.

### Electrical

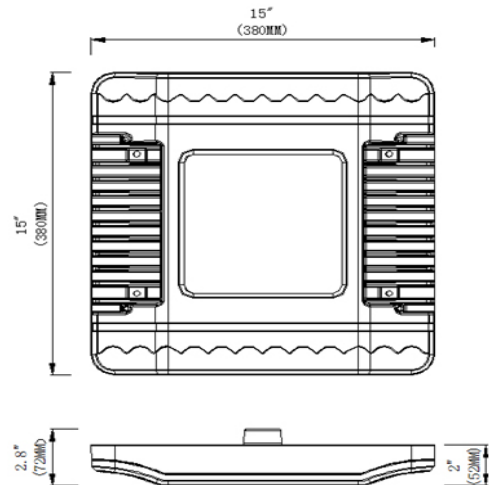
High power Philips LED source, with performance of greater than 120 lumens per watt. Standard Color Temperature 3000K-5000K, CRI of 80 or greater. Other optional color temp and CRI available on request. LED Drivers: UL/CSA recognized component to meet UL8750 & EN61347 (USR/CNR - E328335). Suitable for input power at 100-277VAC, Minimum power factor >0.90 with an operating temperature range of -22+140 degrees F / -30+60 degrees C.

### Finish

White finish is standard. Other optional finishes available on request.

### Warranty and Certifications

5 years for LED Light Engine and Driver, 7 years for housing. 50,000 hours @ 25°C L70 LED Illumination per LM-80. cULus Wet Locations in compliance with UL 1598 and CSA C22.2 NO. 250.0 standards. IP65 rated. Suitable for indoor/outdoor wet or damp location use. UL, DLC, CE, RoHS listed and Lighting Facts.



## Ordering Guide

MODEL	TOTAL LED POWER	CCT COLOR TEMP	LIGHT BEAM SPREAD	INPUT VAC	LIGHTING CONTROL	GLARE CONTROL	MOUNTING
	150	50		U	D	**Consult	SM
CL - Canopy Light	100 = 100W 12,000lumens 130 = 130W 15,600lumens 150 = 150W 18,000lumens	30-3000K* 40-4000K* 50 - 5000K* Standard *+/-350K	4 = NEMA 4HX4V	U = Universal 100V to 277V 34 = 347V 48 = 480V	ND = Non Dimming	factory for available options	SM = Surface Mount

Note: Due to continued efforts to improve our products, specifications are subject to change without notice.


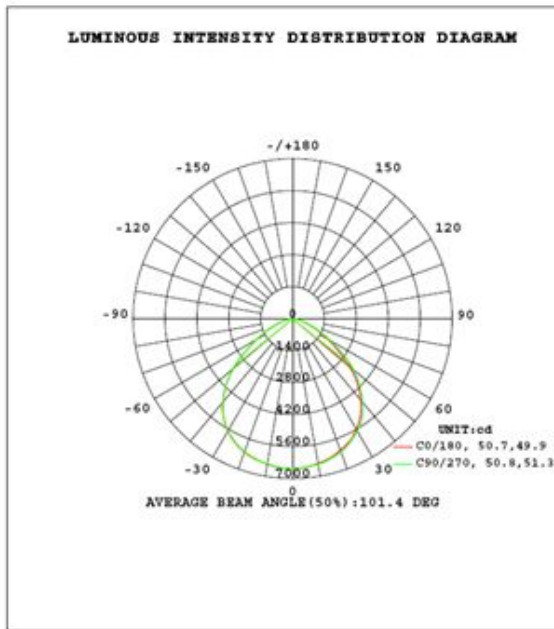


835 Industrial Drive, Elmhurst, IL 60126 708.681.4330 www.nslights.com

# LED Canopy Light

Photometrics

## Light Distribution diagram



Note: The Curves indicate the illuminated area and the average illumination when the luminaire is at different distance.